

Wide conversion lensⅡ for SUV-Cam

Instruction manual

Please read this instruction manual carefully before using this product and keep it for future reference.

Important safeguards

Please make sure to follow all instructions when you use the lens.

This "Important safeguards" is provided to ensure proper operation of the product and will prevent you or others from personal injury or loss. Please read carefully and keep the manual in a safe place for future reference. Review the following symbols so that you understand them before reading the rest of the manual.



Warning

Ignoring this warning and operating the system incorrectly subjects the user to possible risk of serious injury or death.



Caution

Ignoring this warning and operating the system incorrectly subjects the user to possible risk of injury or loss.

● Explanation of the Symbols Used



Name : Caution
Explanation : The user must follow or be exposed to danger. Nearby text and illustrations give further details.



Name : Prohibition
Explanation : The user must avoid these actions or be exposed to danger. Nearby text and illustrations give further details.






Name : Must follow
Explanation : The user must follow the instructions. Nearby text and illustrations give further details.

ELMO CO., LTD.







ELMO are trademarks and/or registered trademarks of ELMO Co., Ltd.

URL: <http://www.elmo.co.jp>

Warning

-  **Keep the lens out of Children's reach.**
The lens could choke or injure a Baby/child if swallowed.
-  **Do not look at the sun through the lens.**
It may cause blindness.
-  **Do not leave the lens under direct sunlight or reflected sunlight.**
It may cause the lens to gather rays of light leading to fire.

Caution

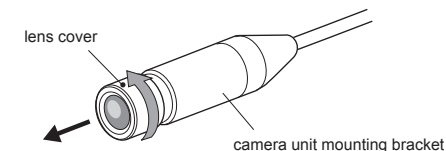
-  **Do not rub the lens with excessive force or apply pressure to the lens.**
It may damage the lens.
-  **Do not attach and remove the lens in a dusty place or by the water.**
It may damage the camera due to intrusion of dust or water into inside camera.
-  **Use the lens under same condition as the SUV-Cam series.**
Read instruction manual of the SUV-Cam and do not use the lens in ways other than specified in instruction manual. Waterproof function of the lens is inferior to that of the SUV-Cam. Thus, use the lens in water up to 1m depth.
-  **Clean the surface of lens gently with a soft close when it gets dirty.**
Otherwise it may damage the surface of lens.
-  **Do not turn the lens with excessive force when attaching it to the camera.**
It may damage the lens or camera depending on the position of lens.
-  **Do not wash the lens itself.**
It may damage the camera due to remaining sweat inside the camera.

Attachable model	SUV-Cam series (Attach to a camera head)			
Optical specification	standard lens	optional lens 6mm	optional lens 8mm	
	Focal length	2.75mm	4.5mm	6.3mm
	Horizontal angle of view	71°	40°	30°
	Vertical angle of view	47°	30°	22°
	Shooting range	0.5m - ∞	0.5m - ∞	0.5m - ∞
Weight	Approx. 17g			

How to use

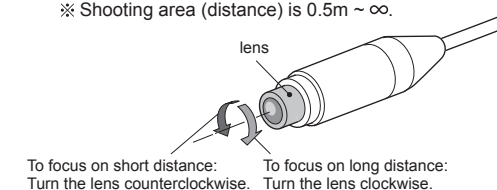
- This product is only for the SUV-Cam series. Please do not use it for other products.

1. Remove a lens cover.



2. Adjust focus.

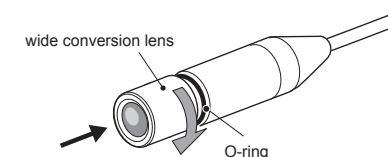
※ Shooting area (distance) is 0.5m ~ ∞.



Caution

Before attaching the wide conversion lens, make sure to check if no dust exists on the screw part or the O-ring. Also check that there are no cracks or nicks in the O-ring. It may damage the camera due to water leak.

3. Attach the wide conversion lens to the SUV-Cam series.



! When you can't focus properly, adjust procedure 2.

- Waterproof function of the SUV-Cam with the wide conversion lens is IPx7 which means it is used under water up to a depth of 1m within 30 minutes.